

















Computational screening of potential inhibitors targeting MurF of *Brugia malayi* *Wolbachia* through multi-scale molecular docking, molecular dynamics and MM-GBSA analysis

Poopandi Saritha^a , Sundaraj Rajamanikandan^a , Rajmichael Raji^a ,
Thangaraj Sindhu^b , Dhamodharan Prabhu^a , Jayashree Biswal^a ,
Malaisamy Veerapandiyar^a , Jeyaraj Pandian Chitra^c , Jeyaraman Jeyakanthan^a  

Show more 

 Add to Mendeley  Share  Cite

<https://doi.org/10.1016/j.molbiopara.2021.111427> 

[Get rights and content](#) 

Abstract

Lymphatic filariasis is a parasitic disease caused by the worms *Wuchereria bancrofti*, *Brugia malayi* and *Brugia timori*. Three anti-filarial drugs namely Diethylcarbamazine, Ivermectin and Albendazole and their combinations are used as the control strategies for